




# CORREX A-BOARD

390MM x 420MM



## Size

This template is 100% scale/full size, and must not be re-sized or scaled.

## Areas & Marks

-  **Bleed line**  
Artwork must extend to this line. Any space between this line and the safe area line must only be used as a quiet area.
-  **Cut line**  
Perimeter of the visible boards, after cutting and assembly.
-  **Safe area line**  
Important content (text, logos etc.) must be kept within these lines.

## Layers

-  **Design.** Must be used to create and supply your design.
-  **🔒 Guide.** Must not contain any of your design elements. Must be deleted before saving your print-ready file.

## Artwork Requirements

Artwork must be supplied:

- At the exact size of this template
- With all fonts outlined
- With all images embedded
- With all design elements on the Design layer
- With background/quiet content all the way to the bleed line(s)
- With all important content inside the safe area(s)
- With none of the template guide lines included or flattened
- With all template elements and text removed
- With no crop marks, bleed marks, colour bars or other registration marks present
- As either PDF (preferred), AI or EPS format
- With exported files checked (e.g. in Adobe Acrobat/Reader) that all design elements are included

For a full list of artwork requirements, please refer to our website.



**Please refer to the instructions on the first page.**

**All artwork elements must be supplied on the Design layer. The Guide layer must be deleted before saving your print-ready file.**

**This text and all other template elements and guide lines must be deleted or not provided in your print-ready file.**

**REAR**